

Gilibrator[®] 3 Primary Calibrator

Primary Dry Cell Calibrator • Convenient and Accurate With Stable Back Pressure

The New Standard in Calibration Devices

- Fast and easy to use dry calibrator
- StablFlow™ provides **constant low back pressure to device being calibrated**
- Patent pending pulse-free valve technology maintains calibration integrity
- Touch screen color display with auto adjust for **visibility in all lighting conditions, even direct sunlight**
- Multiple flow cells with a common base adds convenience and saves cost
- Internal record storage provides data continuity and reporting
- Gilian[®] Connect PC Compatible (Q4 2018) allows for data retrieval, record keeping, and statistical analysis of data
- SmartCal™ capable with GilAir Plus[®], for hands free adjustments



Gilibrator[®] 3
with **STABLFLOW™**

Calibrations in the Field, the Lab, or Wherever You Go

The Gilibrator 3 delivers maximum **Convenience, Accuracy, and Data Integrity**. The calibrator is designed for mobility with an advanced rechargeable Lithium **Iron Phosphate** (LiFePO4) battery. It has a modular design for quick changes of liquid-free, dry flow cells, addressing calibrations from 5 cc/min to 30 LPM. ISO 17025 calibration certificates available from Sensidyne.

Modularity

Quick disconnect fittings allow for easy flow cell exchange:

- Low: 5 to 450 cc/min
- Standard: 50 to 5,000 cc/min
- High: 1LPM to 30LPM

Configure to Your Requirements

The Gilibrator 3 can be configured to meet the user's calibration needs. The user may select between Continuous or Averaging modes. In Averaging mode, the user may select a sample set between 3 and 20 samples to be averaged. In addition, the user can define statistical parameters for Standard Deviation and percent deviation between sample sets. Within the settings screen, the user is able to define engineering units of measurement, date, time, temperature, and choose from a selection of languages in the devices library.



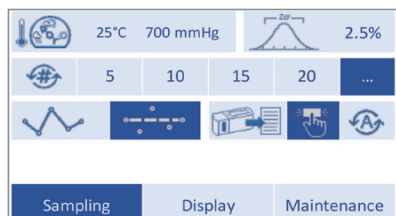
High, standard, & low flow cell modules are easily interchanged

08:48 04/10/2018	Averaging Mode	🏠
Flow Rate (L/min)	Flow Average (L/min)	
2.006	2.009 0.70% 2sigma	⚙️
Temperature (°C)	Pressure (mmHg)	
24.6	764.4	15 of 15
100% 🔋	Flow Cell: Dry Std (50 cc/min - 5 LPM)	
❓		

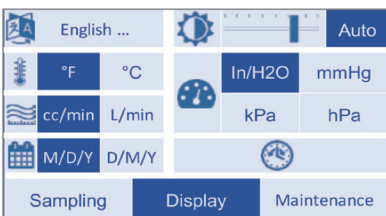
Live reading during air sampling calibration

Design Features

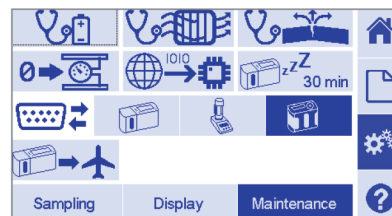
At the core of the Gilibrator 3 is StablFlow “pulse free valve technology”, providing low back pressure to the devices being calibrated. The patented design equalizes pressure on the pump, regardless of puck travel direction. This feature allows for minimal disturbance of the airflow generated by the instrument under calibration, providing high calibration accuracy (within 1% of reading). Unlike competitor dry cell calibrators, the Gilibrator 3 uses a new fixed sensing array technology that eliminates the potential for misalignment of photo sensors. By collecting multiple flow rate data points, the array ensures accurate, reliable, calibration data throughout the calibration process, lowering operational costs.



Sampling



Display



Maintenance

Easy Input of Data and Access to Critical Information

The Gilibrator 3 offers the best user interface capabilities, with full touch screen keyboard for completing data input, and user defined fields for maintaining sample integrity. The Gilibrator 3 displays the last calibration and serial numbers for both the Base and connected Flow Cell, and displays a reminder of next calibration due date. In addition, the user can track use of the calibrator through displayed cycle counts for both the base and for the flow cell.

Part Number	Descriptions – Gilibrator 3
910-1708-US-R ¹	Low Flow Dry Cell Base Pack (No Case)
910-1709-US-R ¹	Standard Flow Dry Cell Base Pack (No Case)
910-1710-US-R ¹	High Flow Dry Cell Base Pack (No Case)
910-1702-US-R*	Low Flow Dry Cell Kit (With Hard Shell Case Included)
910-1703-US-R*	Standard Flow Dry Cell Kit (With Hard Shell Case Included)
910-1704-US-R*	High Flow Dry Cell Kit (With Hard Shell Case Included)
910-1705-US-R*	Low Flow and Standard Flow Dry Cell Kit (With Hard Shell Case Included)
910-1706-US-R*	Standard Flow and High Flow Dry Cell Kit (With Hard Shell Case Included)
910-1707-US-R*	Low Flow and High Flow Dry Cell Kit (With Hard Shell Case Included)
910-1701-US-R*	Deluxe Kit, All Three Dry Cell Sizes (With Hard Shell Case Included)
811-1707-01-R	Base Only
811-1708-01-R	Low Flow Dry Cell (Flow Range 5 - 450 cc/min)
811-1709-01-R	Standard Flow Dry Cell (Flow Range 50 - 5,000 cc/min)
811-1710-01-R	High Flow Dry Cell (Flow Range 1 - 30 LPM)
615-1701-01-R	Hard Shell Case (Case Only)

¹ Base Packs are available with US, EU, UK, and No cords options for charging system. All Base Packs include control base, interchangeable dry cell, DC charger/AC power supply, and tubing. Carry case is NOT included.

*Kits are available with US, EU, and UK cords for charging system. All kits include control base, interchangeable dry cell, DC charger/AC power supply, and tubing, in hard shell carry case.

Accurate Air Flow Calibration Capabilities

The Gilibrator 3 has live, instantaneous flow measurement, accurate within 1% of reading. The constant, low interference back pressure throughout the calibration sets allow for consistent airflow accuracy.

Digital Calibration Records Improve Reliability of Reports

The Gilibrator 3 can generate printable calibration reports. Bitmap calibration reports display sample information, saved instrument settings, and individual sample results. The Gilibrator 3 can store 100 time-stamped calibration events in its on-board memory. This allows calibration data in sampling reports and historical record review for statistical analysis.

Digital Data Logging and Downloading

The Gilibrator 3 base comes with an SD Card slot, allowing increased storage and exporting of bitmap and .csv files. The .csv files, used in Excel, can be input into larger data comparison sets.

Specifications	
Flow Ranges	Low 5-450cc/min, Standard 50-5000cc/min, High 1-30LPM
Volumetric Accuracy	1% of reading [§]
Temp. & Pressure Sensor	YES, in flow stream
Time per Measurement	1-15 seconds
Sampling Mode	Instantaneous, Averaging
Averaging Function	Selectable; 3 to 20 Measurements
Gas Compatibility	non-corrosive, non-condensing
Flow Modes	Pressure or Suction
AC Adapter / Charger	12 VDC
Battery System	Lithium (LiFePO4) (see Certifications below)
Battery Run Time	3 hours max flow, 8 hours continuous use (min brightness)
Battery Charge Time	12 VDC Adaptor 3 hr, USB 7 hrs (unit off)
Warranty	24 Months (1 Year Battery)
Operating Temperature	10-40° C (50-104° F)
Storage Temperature	0-70° C (32-158° F)
Operating Humidity	0-85% RH, non-condensing
Storage Humidity	0-100% RH, non-condensing
Display	Color Graphic LCD, HMI Touch Screen
Data Port	RS-232 (for Pump interface), USB (for data)
Transportable Storage	SD Card
Protective Hard Shell Case	Carrying case for 1 to 3 Cells
Dimensions (HxWxD)	6.6" x 9.2" x 3.2" (168 x 234 x 81mm)
Weight	Base: 2.8 lbs / 1,270 g, Low Flow Cell: 0.8 lbs / 363g, Std Flow Cell: 0.85 lbs / 385g, High Flow Cell 1 lb / 454g
Certifications	EN 61010-1, CE, RoHS and EMC Compliant Internal battery approved for shipping and transport per UN/DOT 38.3 and IEC 62133-2 (2nd Edition)

§ Or 0.003 LPM, whichever is greater

For more information including pricing contact OHD:

+1 205.980.0180 | sales@ohdglobal.com | ohdglobal.com

2687 John Hawkins Pwky. Hoover, AL 35244



GND5Gilibrator3RevL021020

A company of the SCHAUBURG International Group